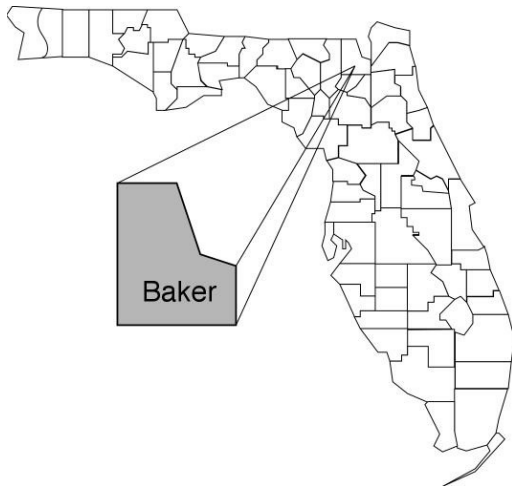


Baker

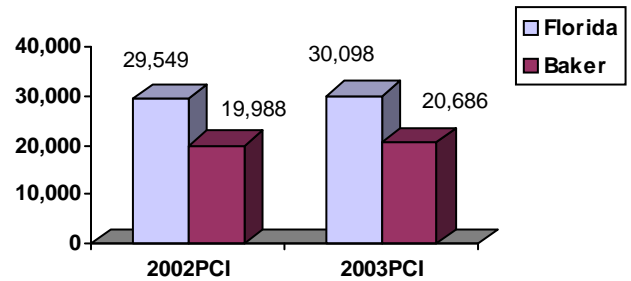
Community Data*



Population Density (per Sq. Mile):

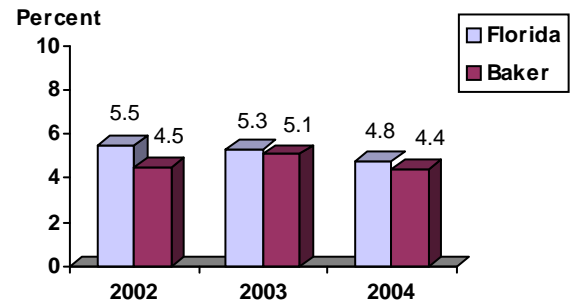
Florida 325
 Baker 41 Rank in State: 52

Per Capita Income (\$):

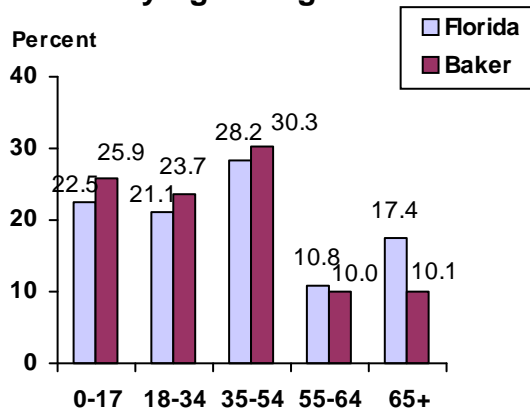


County Seat: Macclenny pop. 5,019
County Land Area (Sq. Miles): 585.2
County Water Area (Sq. Miles): 3.7
Population (2004): 23,963
 Projected (2010): 26,368

Unemployment Rate:



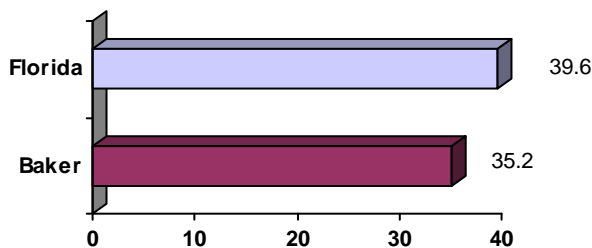
Population by Age Range:



Crime Rate:

	Rate per 100,000 Pop.	Percent Change 2003 to 2004
Florida	4,855.3	-6.0
Baker	2,170.0	-3.5

Median Age:



Births to Unwed Teenage Mothers:

	Number of Live Births	Births to Unwed Teen Mothers (number)	Births to Unwed Teen Mothers (percent)
Florida	218,045	20,449	9.4%
Baker	372	48	12.9%

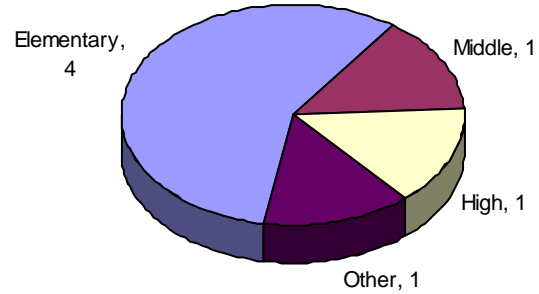
*Unless otherwise indicated, community data shows Florida Statistical Abstract information for 2004.

Baker

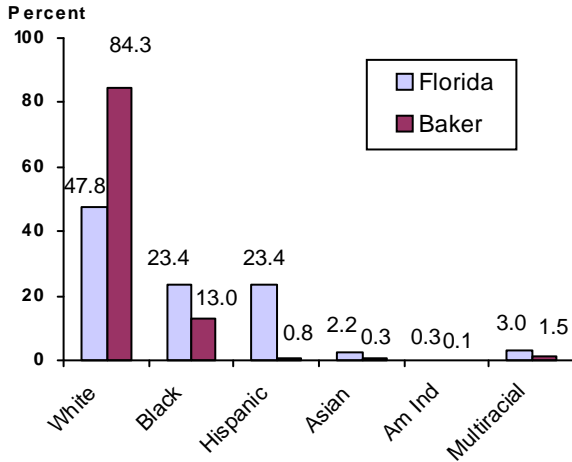
Education Data*

PK-12 Public School Membership: 4,855
Rank: 51

Number and Type of Public Schools:



PK-12 Membership by Race:



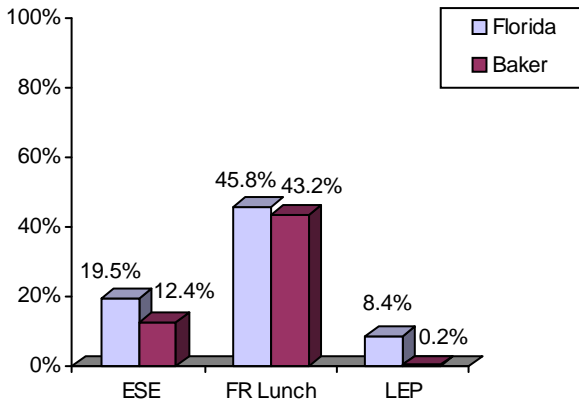
Average Teacher Salary by Degree Level:

	Bachelor's	Master's	Specialist	Doctorate
Florida	\$39,492	\$47,006	\$55,238	\$53,142
Baker	\$35,935	\$45,388	\$53,155	\$54,110

All degrees: Florida = \$42,702 Baker = \$38,200

Special Needs Populations:

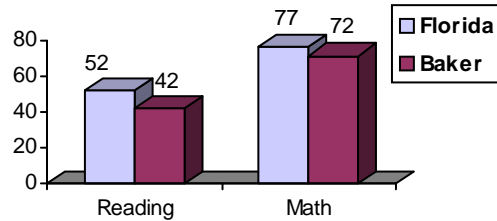
Free/Reduced-Price Lunch, ESE, and LEP Membership as a percentage of Total Membership



Percentage of Teachers with Degree Beyond Bachelor's: 23.4%

Student Performance:

Percent Passing Grade 10 Florida Comprehensive Assessment Test



Administrators-to Staff Ratios

	Administrators to Classroom Teachers	Administrators to Total Staff
Florida	1 : 15.42	1 : 30.20
Baker	1 : 10.14	1 : 20.67

Florida Writing Assessment Scores (Scale: 0 - 6)

	Grade 4	Grade 8	Grade 10
Florida	3.9	4.0	3.9
Baker	3.6	3.8	3.9

Dropout Rate:

Florida : 3.5% Baker : 3.7%

Per-Student Operating Costs (2004-05):

	Florida	Baker
Expenditures per FTE	\$6,072	\$4,892

*Education data is for 2005-06 unless otherwise indicated.