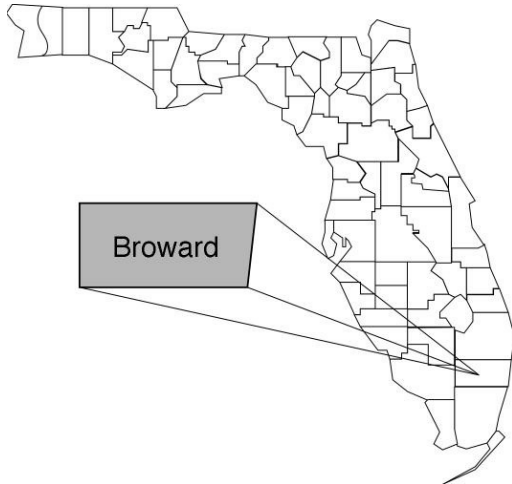


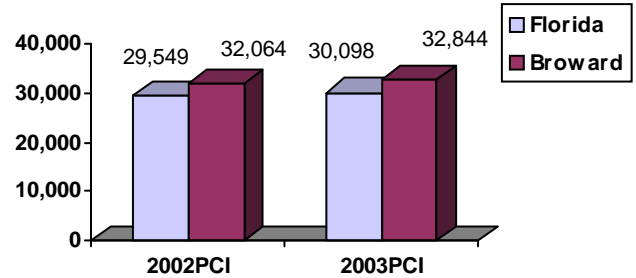
Broward Community Data*



Population Density (per Sq. Mile):

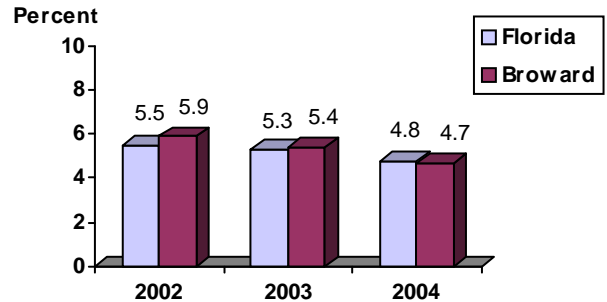
Florida 325
Broward 1,425 Rank in State: 2

Per Capita Income (\$):

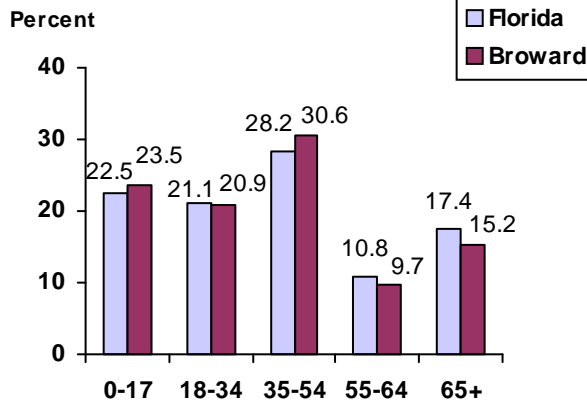


County Seat: Ft. Lauderdale pop. 170,297
County Land Area (Sq. Miles): 1,205.4
County Water Area (Sq. Miles): 114.2
Population (2004): 1,723,131
 Projected (2010): 1,919,267

Unemployment Rate:



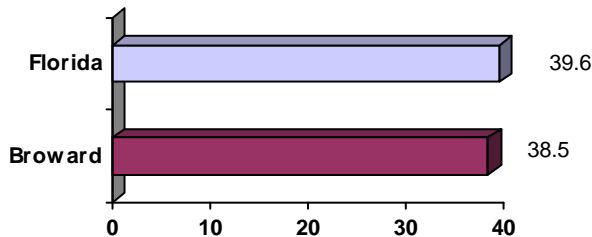
Population by Age Range:



Crime Rate:

	Rate per 100,000 Pop.	Percent Change 2003 to 2004
Florida	4,855.3	-6.0
Broward	4,324.6	5.5

Median Age:



Births to Unwed Teenage Mothers:

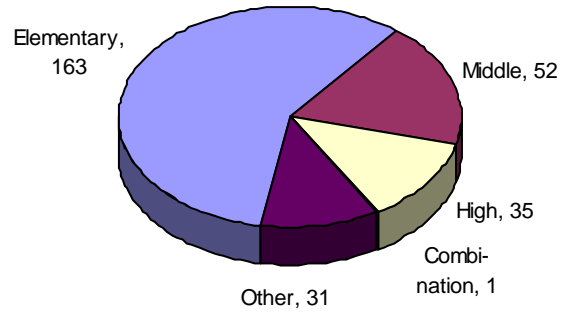
	Number of Live Births	Births to Unwed Teen Mothers (number)	Births to Unwed Teen Mothers (percent)
Florida	218,045	20,449	9.4%
Broward	22,899	1,551	6.8%

*Unless otherwise indicated, community data shows Florida Statistical Abstract information for 2004.

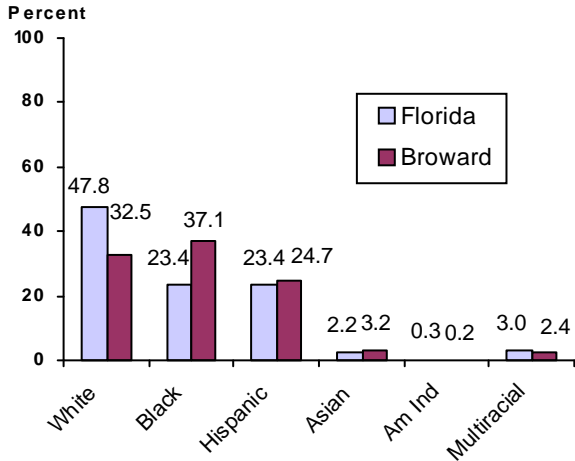
Broward Education Data*

PK-12 Public School Membership: 271,470
Rank: 2

Number and Type of Public Schools:



PK-12 Membership by Race:

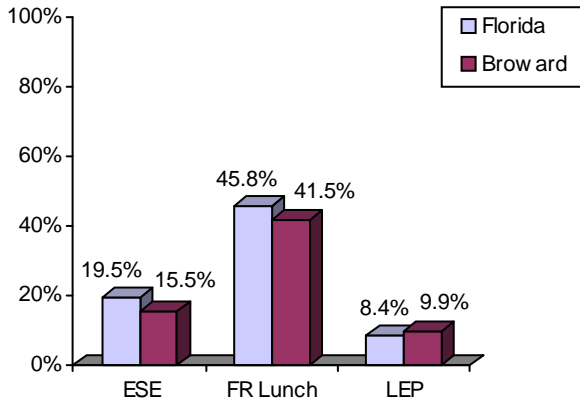


Average Teacher Salary by Degree Level:

	Bachelor's	Master's	Specialist	Doctorate
Florida	\$39,492	\$47,006	\$55,238	\$53,142
Broward	\$42,887	\$48,324	\$52,537	\$52,333
All degrees:	Florida = \$42,702	Broward = \$45,348		

Special Needs Populations:

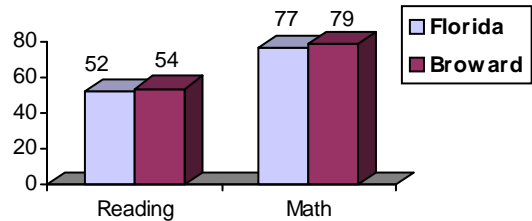
Free/Reduced-Price Lunch, ESE, and LEP Membership as a percentage of Total Membership



Percentage of Teachers with Degree Beyond Bachelor's: 42.4%

Student Performance:

Percent Passing Grade 10 Florida Comprehensive Assessment Test



Administrators-to Staff Ratios:

	Administrators to Classroom Teachers	Administrators to Total Staff
Florida	1 : 15.42	1 : 30.20
Broward	1 : 21.49	1 : 38.97

Florida Writing Assessment Scores (Scale: 0 - 6)

	Grade 4	Grade 8	Grade 10
Florida	3.9	4.0	3.9
Broward	4.0	4.0	3.9

Dropout Rate:

Florida : 3.5% Broward : 2.7%

Per-Student Operating Costs (2004-05):

	Florida	Broward
Expenditures per FTE	\$6,072	\$6,217