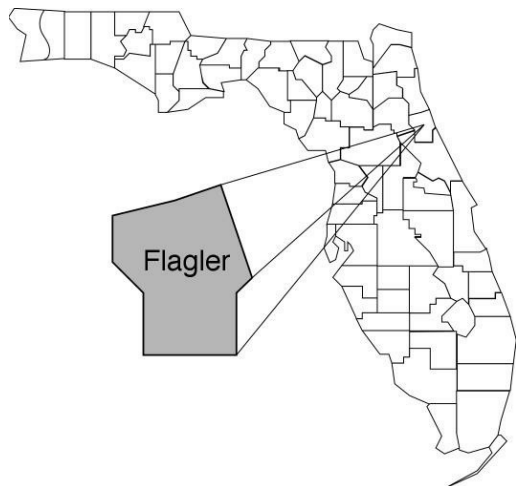


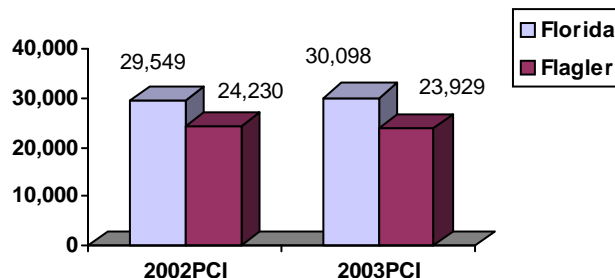
Flagler Community Data*



Population Density (per Sq. Mile):

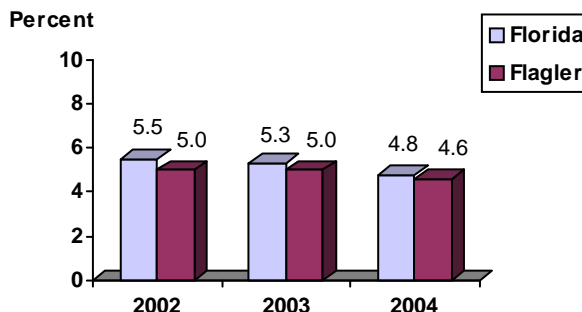
Florida	325		
Flagler	144	Rank in State:	33

Per Capita Income (\$):

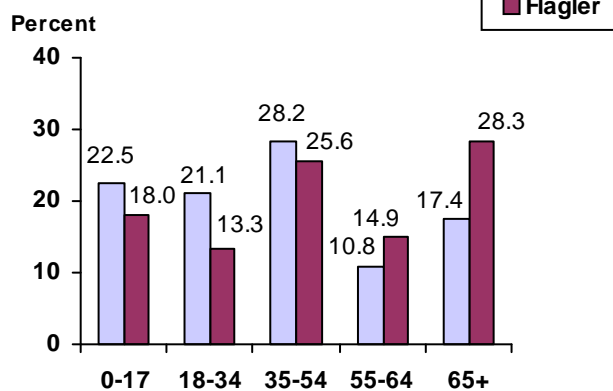


County Seat: Bunnell	pop.	2,239
County Land Area (Sq. Miles):		485.0
County Water Area (Sq. Miles):		85.8
Population (2004):		69,683
Projected (2010):		92,482

Unemployment Rate:



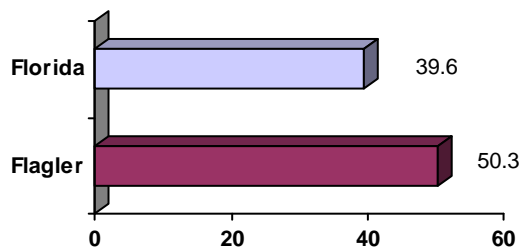
Population by Age Range:



Crime Rate:

	Rate per 100,000 Pop.	Percent Change 2003 to 2004
Florida	4,855.3	-6.0
Flagler	2,335.2	-7.2

Median Age:



Births to Unwed Teenage Mothers:

	Number of Live Births	Births to Unwed Teen Mothers (number)	Births to Unwed Teen Mothers (percent)
Florida	218,045	20,449	9.4%
Flagler	594	53	8.9%

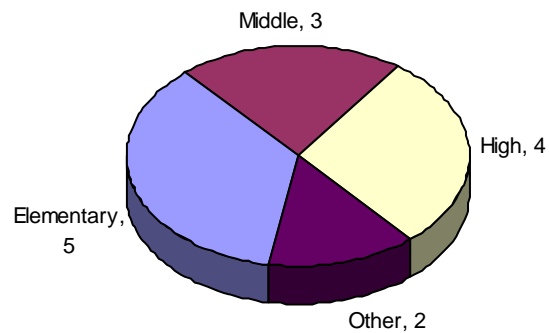
*Unless otherwise indicated, community data shows Florida Statistical Abstract information for 2004.

Flagler

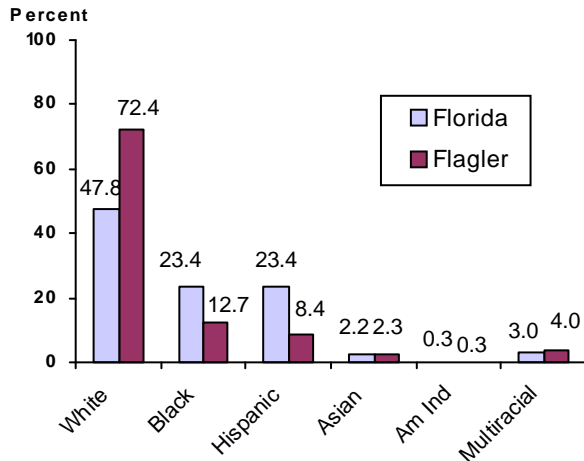
Education Data*

PK-12 Public School Membership: 11,034
Rank: 36

Number and Type of Public Schools:



PK-12 Membership by Race:

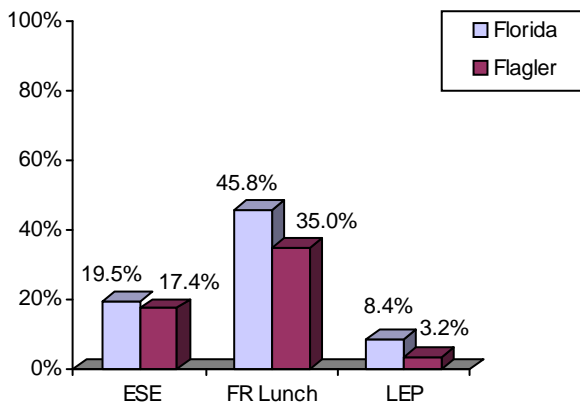


Average Teacher Salary by Degree Level:

	Bachelor's	Master's	Specialist	Doctorate
Florida	\$39,492	\$47,006	\$55,238	\$53,142
Flagler	\$41,425	\$48,551	\$47,703	\$54,140
All degrees:	Florida = \$42,702	Flagler = \$44,156		

Special Needs Populations:

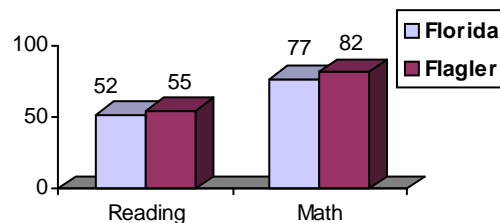
Free/Reduced-Price Lunch, ESE, and LEP Membership as a percentage of Total Membership



Percentage of Teachers with Degree Beyond Bachelor's: 38.1%

Student Performance:

Percent Passing Grade 10 Florida Comprehensive Assessment Test



Florida Writing Assessment Scores (Scale: 0 - 6)

	Grade 4	Grade 8	Grade 10
Florida	3.9	4.0	3.9
Flagler	3.7	3.9	3.9

Administrators-to Staff Ratios:

	Administrators to Classroom Teachers	Administrators to Total Staff
Florida	1 : 15.42	1 : 30.20
Flagler	1 : 11.87	1 : 24.34

Dropout Rate:

Florida : 3.5% Flagler : 1.9%

Per-Student Operating Costs (2004-05):

	Florida	Flagler
Expenditures per FTE	\$6,072	\$5,287

*Education data is for 2005-06 unless otherwise indicated.