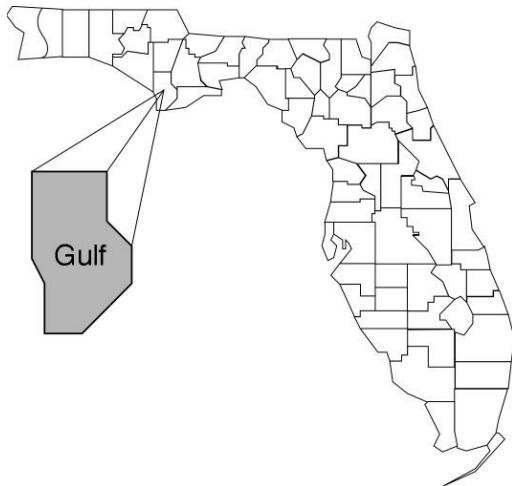


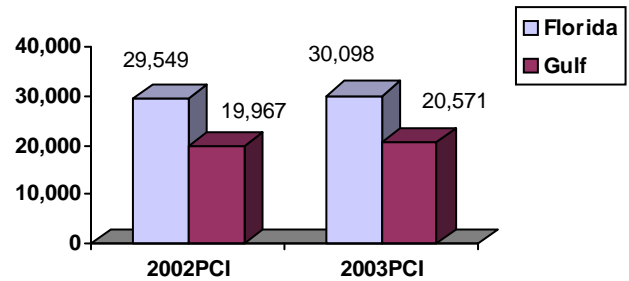
Gulf Community Data*



Population Density (per Sq. Mile):

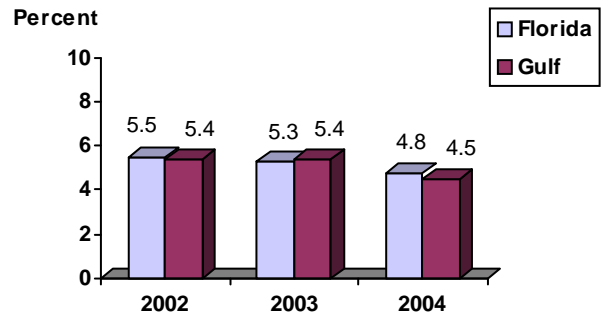
Florida 325
 Gulf 29 Rank in State: 57

Per Capita Income (\$):

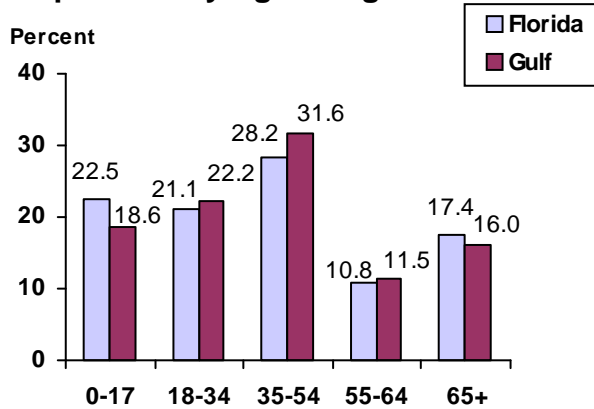


County Seat: Port St. Joe pop. 3,661
County Land Area (Sq. Miles): 554.6
County Water Area (Sq. Miles): 190.0
Population (2004): 16,171
 Projected (2010): 17,125

Unemployment Rate:



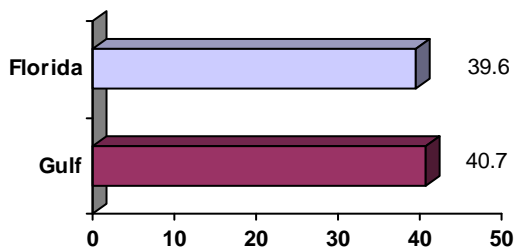
Population by Age Range:



Crime Rate:

	Rate per 100,000 Pop.	Percent Change 2003 to 2004
Florida	4,855.3	-6.0
Gulf	1,873.7	-1.8

Median Age:



Births to Unwed Teenage Mothers:

	Number of Live Births	Births to Unwed Teen Mothers (number)	Births to Unwed Teen Mothers (percent)
Florida	218,045	20,449	9.4%
Gulf	129	11	8.5%

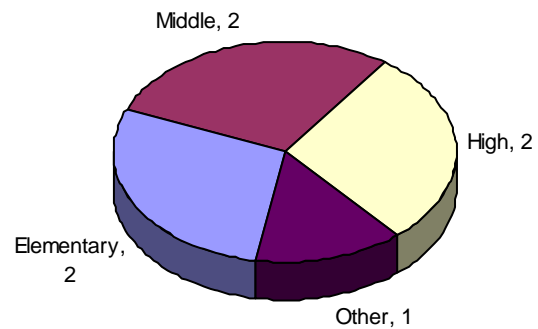
*Unless otherwise indicated, community data shows Florida Statistical Abstract information for 2004.

Gulf

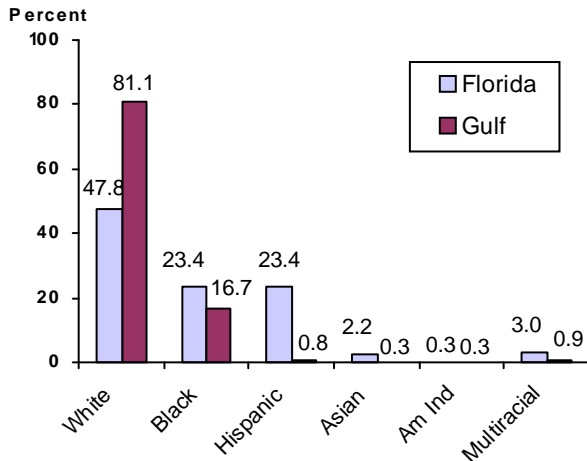
Education Data*

PK-12 Public School Membership: 2,179
Rank: 61

Number and Type of Public Schools:



PK-12 Membership by Race:

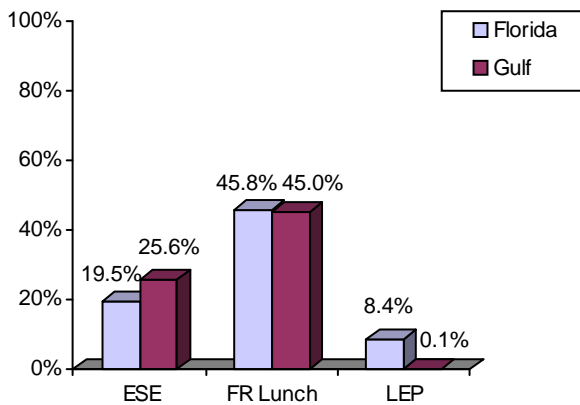


Average Teacher Salary by Degree Level:

	Bachelor's	Master's	Specialist	Doctorate
Florida	\$39,492	\$47,006	\$55,238	\$53,142
Gulf	\$37,171	\$42,229	\$50,371	
All degrees:	Florida = \$42,702	Gulf = \$39,188		

Special Needs Populations:

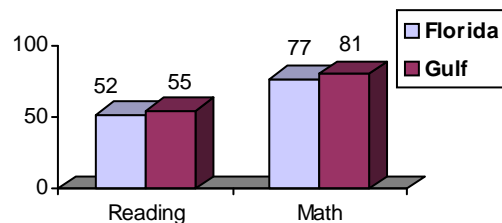
Free/Reduced-Price Lunch, ESE, and LEP Membership as a percentage of Total Membership



Percentage of Teachers with Degree Beyond Bachelor's: 38.9%

Student Performance:

Percent Passing Grade 10 Florida Comprehensive Assessment Test



Florida Writing Assessment Scores (Scale: 0 - 6)

	Grade 4	Grade 8	Grade 10
Florida	3.9	4.0	3.9
Gulf	3.2	3.9	3.9

Administrators-to Staff Ratios:

	Administrators to Classroom Teachers	Administrators to Total Staff
Florida	1 : 15.42	1 : 30.20
Gulf	1 : 10.07	1 : 21.50

Dropout Rate:

Florida : 3.5% Gulf : 2.9%

Per-Student Operating Costs (2004-05):

	Florida	Gulf
Expenditures per FTE	\$6,072	\$6,348