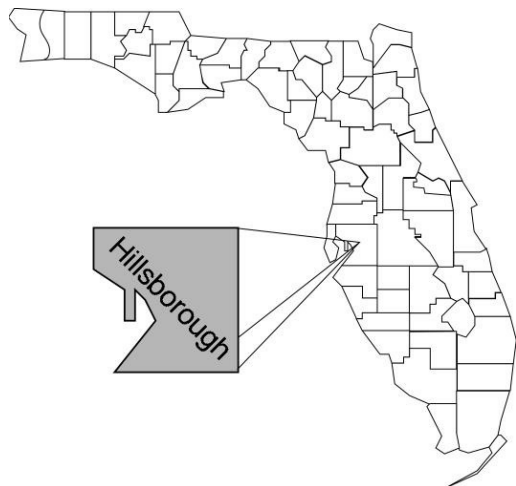


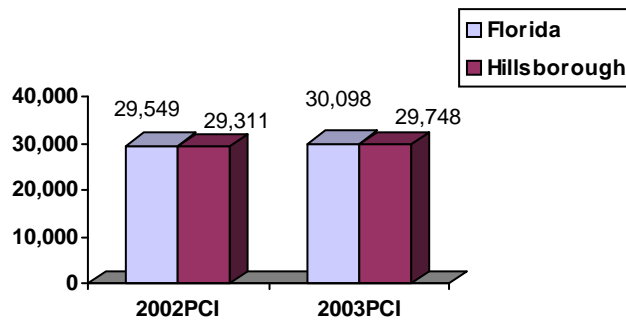
# Hillsborough Community Data\*



## Population Density (per Sq. Mile):

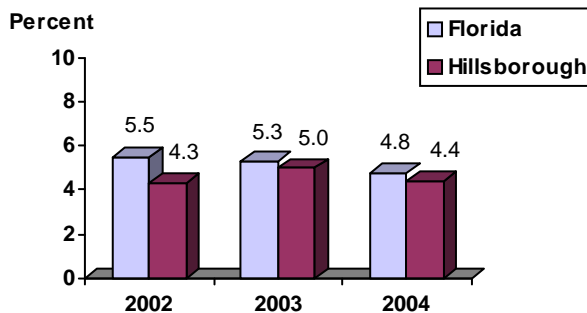
Florida 325  
Hillsborough 1,055 Rank in State: 7

## Per Capita Income (\$):

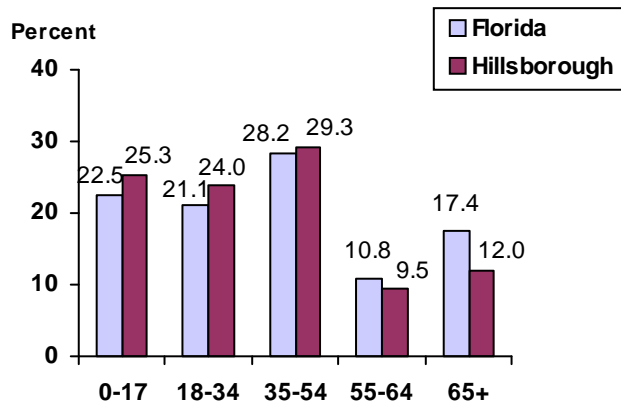


**County Seat:** Tampa pop. 323,663  
**County Land Area (Sq. Miles):** 1,050.9  
**County Water Area (Sq. Miles):** 215.3  
**Population (2004):** 1,108,435  
 Projected (2010): 1,248,515

## Unemployment Rate:



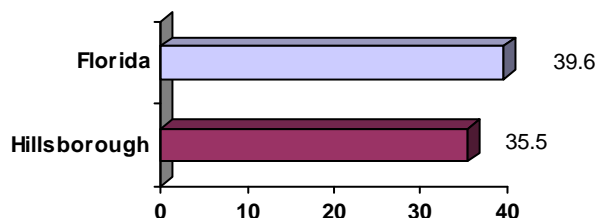
## Population by Age Range:



## Crime Rate:

	Rate per 100,000 Pop.	Percent Change 2003 to 2004
Florida	4,855.3	-6.0
Hillsborough	6,141.9	-12.5

## Median Age:



## Births to Unwed Teenage Mothers:

	Number of Live Births	Births to Unwed Teen Mothers (number)	Births to Unwed Teen Mothers (percent)
Florida	218,045	20,449	9.4%
Hillsborough	16,041	1,658	10.3%

\*Unless otherwise indicated, community data shows Florida Statistical Abstract information for 2004.

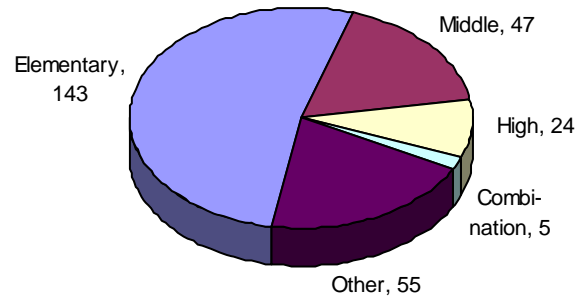
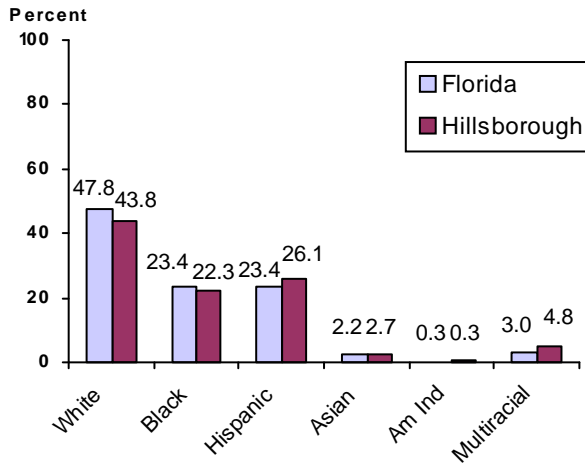
# Hillsborough

## Education Data\*

**PK-12 Public School Membership:** 193,669  
**Rank:** 3

### Number and Type of Public Schools:

### PK-12 Membership by Race:



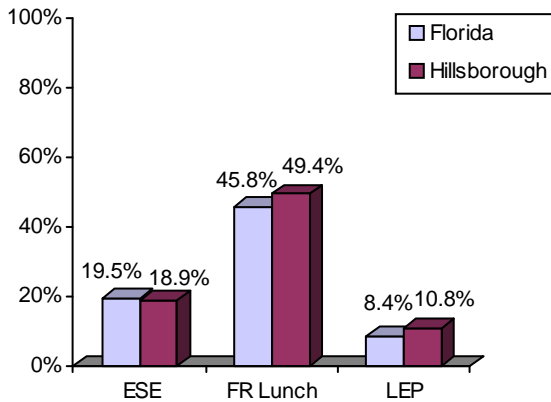
### Average Teacher Salary by Degree Level:

	Bachelor's	Master's	Specialist	Doctorate
Florida	\$39,492	\$47,006	\$55,238	\$53,142
Hillsborough	\$37,127	\$43,987	\$63,033	\$47,762

All degrees: Florida = \$42,702 Hillsborough = \$39,589

### Special Needs Populations:

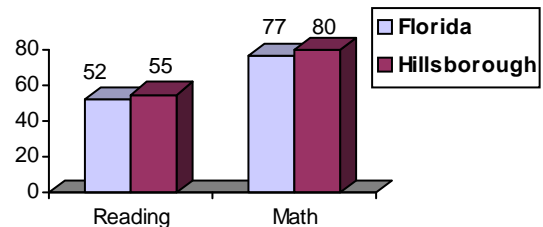
Free/Reduced-Price Lunch, ESE, and LEP Membership as a percentage of Total Membership



### Percentage of Teachers with Degree Beyond Bachelor's: 35.2%

### Student Performance:

Percent Passing Grade 10 Florida Comprehensive Assessment Test



### Florida Writing Assessment Scores (Scale: 0 - 6)

	Grade 4	Grade 8	Grade 10
Florida	3.9	4.0	3.9
Hillsborough	3.9	4.2	4.0

### Administrators-to Staff Ratios:

	Administrators to Classroom Teachers	Administrators to Total Staff
Florida	1 : 15.42	1 : 30.20
Hillsborough	1 : 22.49	1 : 43.50

### Dropout Rate:

Florida : 3.5% Hillsborough : 2.1%

### Per-Student Operating Costs (2004-05):

	Florida	Hillsborough
Expenditures per FTE	\$6,072	\$5,519