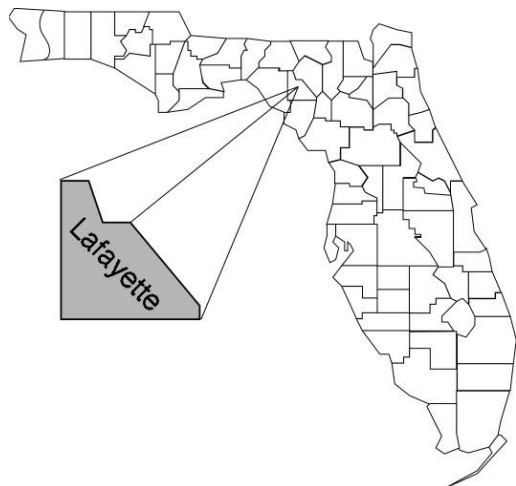


Lafayette

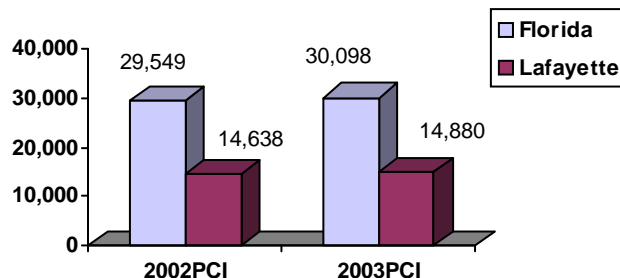
Community Data*



Population Density (per Sq. Mile):

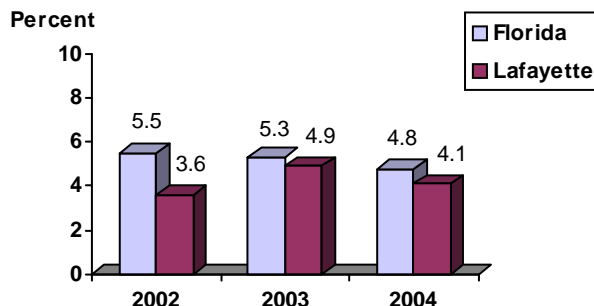
Florida	325		
Lafayette	14	Rank in State:	65

Per Capita Income (\$):

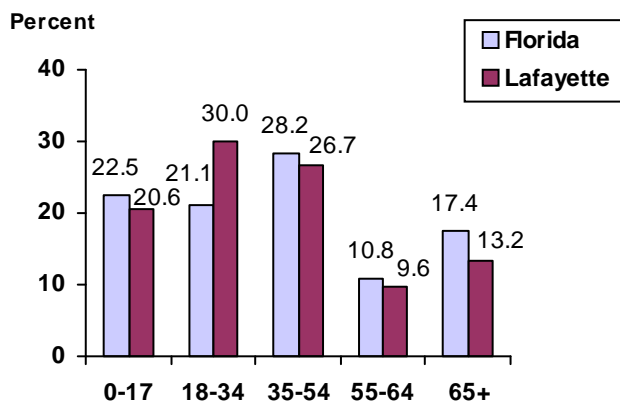


County Seat: Mayo	pop.	1,022
County Land Area (Sq. Miles):		542.8
County Water Area (Sq. Miles):		5.1
Population (2004):		7,535
Projected (2010):		8,027

Unemployment Rate:



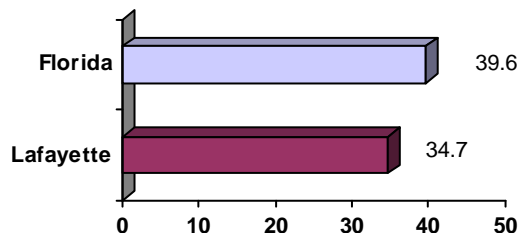
Population by Age Range:



Crime Rate:

	Rate per 100,000 Pop.	Percent Change 2003 to 2004
Florida	4,855.3	-6.0
Lafayette	1,804.9	31.4

Median Age:



Births to Unwed Teenage Mothers:

	Number of Live Births	Births to Unwed Teen Mothers (number)	Births to Unwed Teen Mothers (percent)
Florida	218,045	20,449	9.4%
Lafayette	94	11	11.7%

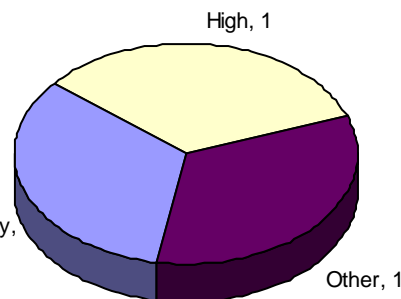
*Unless otherwise indicated, community data shows Florida Statistical Abstract information for 2004.

Lafayette

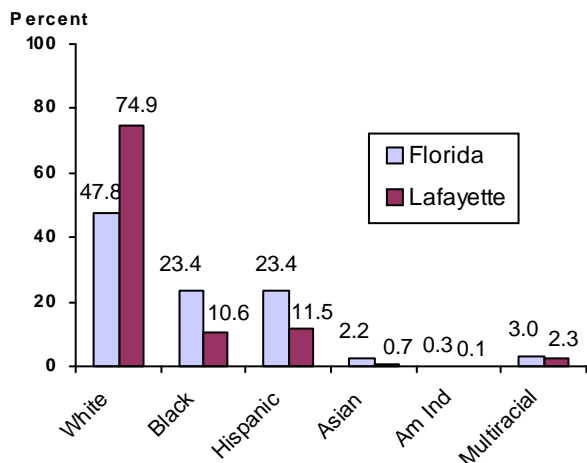
Education Data*

PK-12 Public School Membership: 1,066
Rank: 67

Number and Type of Public Schools:



PK-12 Membership by Race:

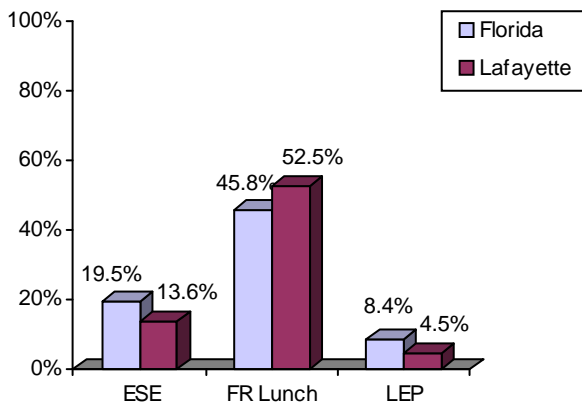


Average Teacher Salary by Degree Level:

	Bachelor's	Master's	Specialist	Doctorate
Florida	\$39,492	\$47,006	\$55,238	\$53,142
Lafayette	\$34,191	\$40,586	\$37,286	
All degrees:	Florida = \$42,702	Lafayette = \$35,766		

Special Needs Populations:

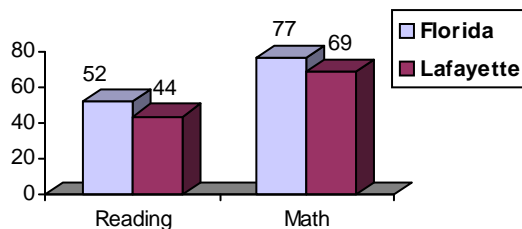
Free/Reduced-Price Lunch, ESE, and LEP Membership as a percentage of Total Membership



Percentage of Teachers with Degree Beyond Bachelor's: 26.0%

Student Performance:

Percent Passing Grade 10 Florida Comprehensive Assessment Test



Florida Writing Assessment Scores (Scale: 0 - 6)

	Grade 4	Grade 8	Grade 10
Florida	3.9	4.0	3.9
Lafayette	3.7	3.9	4.5

Administrators-to Staff Ratios:

	Administrators to Classroom Teachers	Administrators to Total Staff
Florida	1 : 15.42	1 : 30.20
Lafayette	1 : 9.85	1 : 21.85

Dropout Rate:

Florida : 3.5% Lafayette : 2.8%

Per-Student Operating Costs (2004-05):

	Florida	Lafayette
Expenditures per FTE	\$6,072	\$6,151