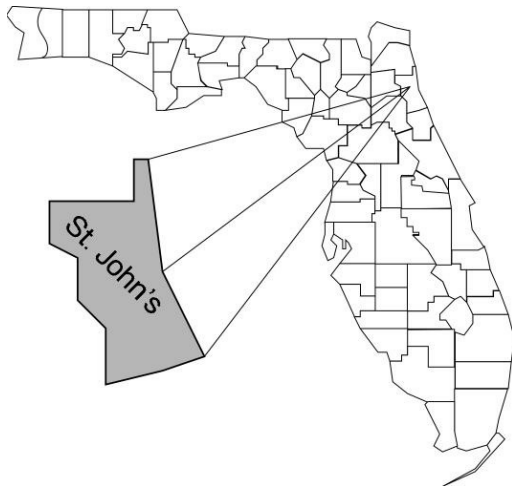


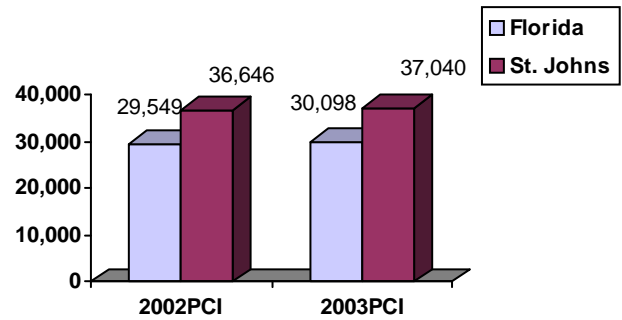
St. Johns Community Data*



Population Density (per Sq. Mile):

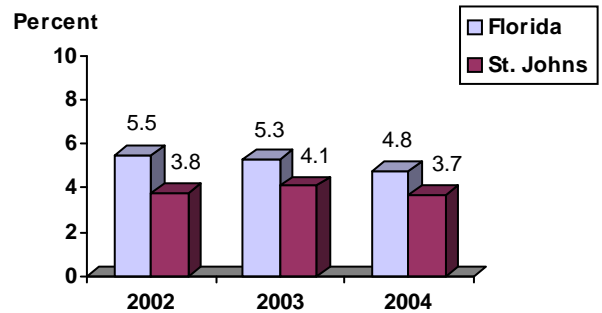
Florida	325		
St. Johns	245	Rank in State:	25

Per Capita Income (\$):

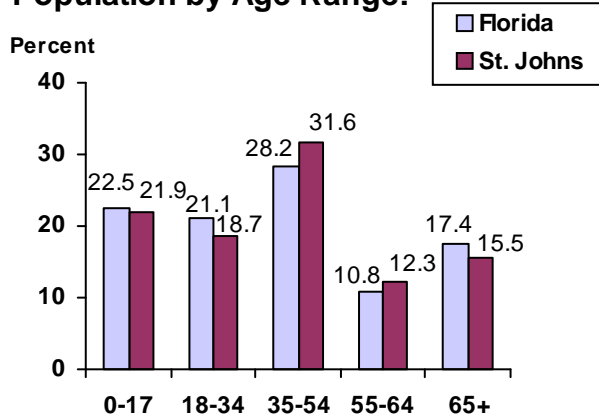


County Seat: St. Augustine	pop.	13,363
County Land Area (Sq. Miles):		609.0
County Water Area (Sq. Miles):		212.4
Population (2004):		149,336
Projected (2010):		183,718

Unemployment Rate:



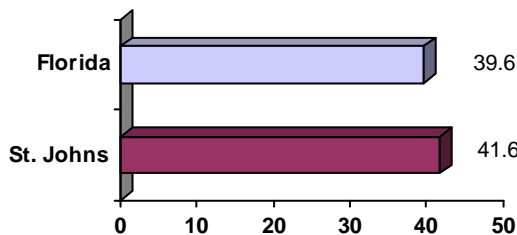
Population by Age Range:



Crime Rate:

	Rate per 100,000 Pop.	Percent Change 2003 to 2004
Florida	4,855.3	-6.0
St. Johns	3,127.2	6.3

Median Age:



Births to Unwed Teenage Mothers:

	Number of Live Births	Births to Unwed Teen Mothers (number)	Births to Unwed Teen Mothers (percent)
Florida	218,045	20,449	9.4%
St. Johns	1,563	120	7.7%

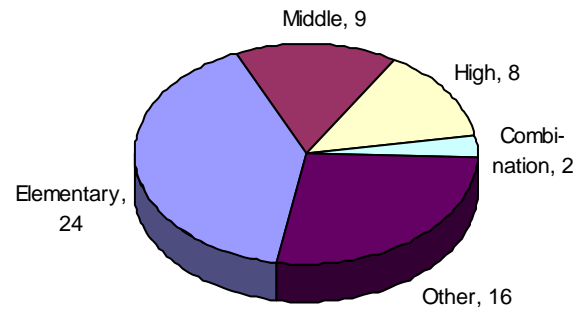
*Unless otherwise indicated, community data shows Florida Statistical Abstract information for 2004.

St. Johns

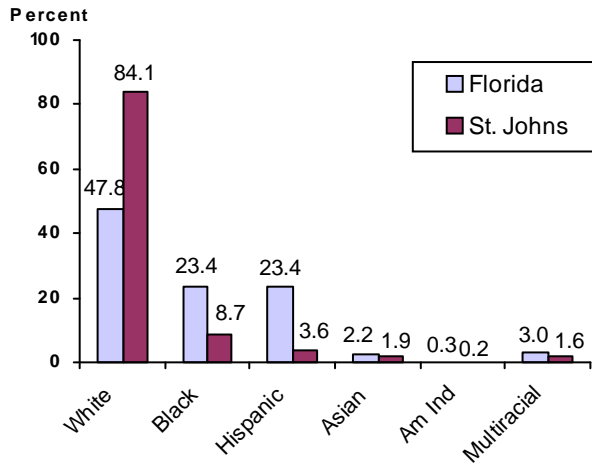
Education Data*

PK-12 Public School Membership: 25,734
Rank: 27

Number and Type of Public Schools:



PK-12 Membership by Race:

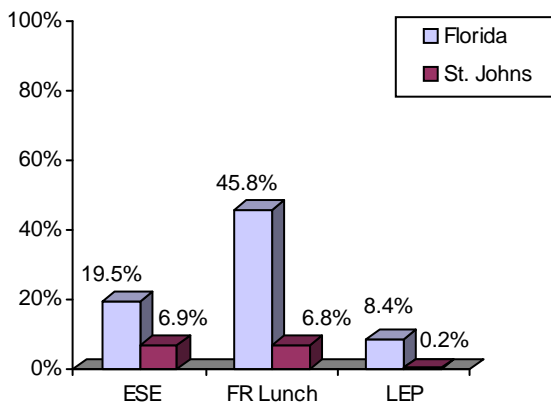


Average Teacher Salary by Degree Level:

	Bachelor's	Master's	Specialist	Doctorate
Florida	\$39,492	\$47,006	\$55,238	\$53,142
St. Johns	\$39,960	\$46,890	\$53,958	\$51,275
All degrees:	Florida = \$42,702	St. Johns = \$42,758		

Special Needs Populations:

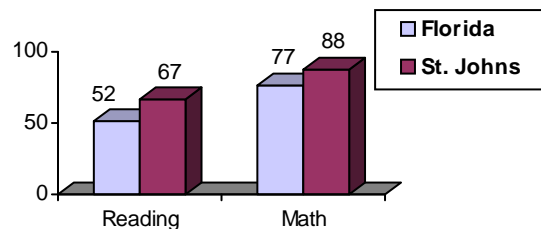
Free/Reduced-Price Lunch, ESE, and LEP Membership as a percentage of Total Membership



Percentage of Teachers with Degree Beyond Bachelor's: 39.4%

Student Performance:

Percent Passing Grade 10 Florida Comprehensive Assessment Test



Administrators-to Staff Ratios:

	Administrators to Classroom Teachers	Administrators to Total Staff
Florida	1 : 15.42	1 : 30.20
St. Johns	1 : 11.27	1 : 22.64

Florida Writing Assessment Scores (Scale: 0 - 6)

	Grade 4	Grade 8	Grade 10
Florida	3.9	4.0	3.9
St. Johns	4.0	4.2	4.1

Dropout Rate:

Florida : 3.5% St. Johns : 2.0%

Per-Student Operating Costs (2004-05):

	Florida	St. Johns
Expenditures per FTE	\$6,072	\$5,851